


25 Fun Hands-On Activities for Learning with Shapes: Puzzles and Games

Shapes are a fundamental concept that children begin learning at a young age. They are everywhere in our world, from the food we eat to the buildings we live in. By teaching children about shapes, we help them develop their visual discrimination skills, spatial reasoning, and problem-solving abilities.



Little Learning Labs: Math Games for Kids, abridged paperback edition: 25+ Fun, Hands-On Activities for Learning with Shapes, Puzzles, and Games

by Rebecca Rapoport

★★★★☆ 4.2 out of 5

Language : English
File size : 16746 KB
Text-to-Speech : Enabled
Enhanced typesetting : Enabled
Word Wise : Enabled
Print length : 80 pages
Screen Reader : Supported



There are many different ways to teach children about shapes. One of the most effective ways is through hands-on activities. These activities allow children to explore shapes in a fun and engaging way, which helps them to learn and retain information more easily.

In this article, we will share 25 fun hands-on activities that you can use to teach children about shapes. These activities are perfect for preschoolers, kindergarteners, and toddlers.

Activities

1. Shape Puzzles

Shape puzzles are a great way to help children learn to identify different shapes. There are many different types of shape puzzles available, so you can find one that is appropriate for your child's age and skill level.

2. Shape Matching Games

Shape matching games are another fun way to help children learn to identify shapes. You can create your own shape matching game using cardboard or construction paper. Simply cut out different shapes and have your child match them up.

3. Shape Bingo

Shape bingo is a fun and interactive way to help children learn to identify shapes. You can create your own shape bingo cards using cardboard or construction paper. Simply draw different shapes on the cards and have your child cover them up with beans or other small objects as you call out the shapes.

4. Shape Sorting

Shape sorting is a great way to help children learn to identify and sort different shapes. You can use a variety of objects to sort, such as blocks,

buttons, or beads.

5. Shape Tracing

Shape tracing is a great way to help children develop their fine motor skills and learn to recognize different shapes. You can use a variety of materials for shape tracing, such as crayons, markers, or paint.

6. Shape Drawing

Shape drawing is a fun and creative way to help children learn to recognize different shapes. You can use a variety of materials for shape drawing, such as crayons, markers, or paint.

7. Shape Building

Shape building is a great way to help children develop their spatial reasoning skills and learn to create different shapes. You can use a variety of materials for shape building, such as blocks, cardboard, or play dough.

8. Shape Collage

Shape collage is a fun and creative way to help children learn to identify and create different shapes. You can use a variety of materials for shape collage, such as paper, fabric, or buttons.

9. Shape Scavenger Hunt

Shape scavenger hunt is a fun and active way to help children learn to identify different shapes. You can hide shapes around your home or yard

and have your child search for them.

10. Shape Memory Game

Shape memory game is a fun and challenging way to help children develop their memory skills and learn to recognize different shapes. You can create your own shape memory game using cardboard or construction paper. Simply cut out different shapes and glue them to the inside of a box.

11. Shape Charades

Shape charades is a fun and active way to help children learn to recognize different shapes. You can simply act out different shapes and have your child guess what they are.

12. Shape Simon Says

Shape Simon Says is a fun and active way to help children learn to follow directions and recognize different shapes. You can simply give your child different instructions, such as "Simon says touch the square" or "Simon says jump over the circle."

13. Shape Obstacle Course

Shape obstacle course is a fun and active way to help children learn to identify different shapes and develop their gross motor skills. You can create your own shape obstacle course using cones, hula hoops, and other objects.

14. Shape Sensory Bin

Shape sensory bin is a fun and engaging way to help children learn to identify different shapes and develop their fine motor skills. You can create your own shape sensory bin using a variety of materials, such as beans, rice, or sand.

15. Shape Play Dough

Shape play dough is a fun and creative way to help children learn to identify different shapes and develop their fine motor skills. You can create your own shape play dough using flour, water, and salt.

16. Shape Rice Krispie Treats

Shape rice Krispie treats are a fun and delicious way to help children learn to identify different shapes. You can create your own shape rice Krispie treats using rice Krispies, marshmallows, and butter.

17. Shape Fruit Salad

Shape fruit salad is a fun and healthy way to help children learn to identify different shapes. You can create your own shape fruit salad using a variety of fruits, such as strawberries, bananas, and grapes.

18. Shape Vegetable Platter

Shape vegetable platter is a fun and healthy way to help children learn to identify different shapes. You can create your own shape vegetable platter using a variety of vegetables, such as carrots, celery, and cucumbers.

19. Shape Sidewalk Chalk

Shape sidewalk chalk is a fun and active way to help children learn to identify different shapes. You can simply draw different shapes on the sidewalk with sidewalk chalk.

20. Shape Bubble Wand

Shape bubble wand is a fun and creative way to help children learn to identify different shapes. You can create your own shape bubble wand using pipe cleaners and bubble solution.

21. Shape Water Play

Shape water play is a fun and refreshing way to help children learn to identify different shapes. You can simply fill up a water table or sink with water and add different shapes.

22. Shape Light Table

Shape light table is a fun and engaging way to help children learn to identify different shapes. You can create your own shape light table using a light table and transparent shapes.

23. Shape Shadow Play

Shape shadow play is a fun and creative way to help children learn to identify different shapes. You can simply use a flashlight and different objects to create shadows on the wall.


24. Shape Storytelling

Shape storytelling is a fun and engaging way to help children learn to identify different shapes. You can simply make up a story and use different shapes to illustrate it.

25. Shape Songs and Poems

Shape songs and poems are a fun and catchy way to help children learn to identify different shapes. You can find many different shape songs and poems online or in children's books.

These are just a few of the many fun and engaging hands-on activities that you can use to teach children about shapes. By using a variety of activities, you can help children to learn about shapes in a way that is both fun and effective.



Little Learning Labs: Math Games for Kids, abridged paperback edition: 25+ Fun, Hands-On Activities for Learning with Shapes, Puzzles, and Games

by Rebecca Rapoport


★★★★☆ 4.2 out of 5

Language : English
File size : 16746 KB
Text-to-Speech : Enabled
Enhanced typesetting : Enabled
Word Wise : Enabled
Print length : 80 pages
Screen Reader : Supported

FREE

DOWNLOAD E-BOOK





The Marriage: An Absolutely Jaw-Dropping Psychological Thriller That Will Leave You on the Edge of Your Seat

In the realm of psychological thrillers, *The Marriage* stands out as a masterpiece of suspense and deception. This gripping novel, crafted by the masterful...



Discover the Enchanting Charm of Budapest and Its Environs: A Comprehensive Travel Guide

Nestled in the heart of Central Europe, Budapest is a vibrant and captivating city that exudes a rich tapestry of history, culture, and charm. From the...