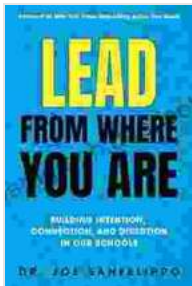


Building Intention, Connection, and Direction in Our Schools

A Comprehensive Guide for Educators and Administrators

In the ever-changing landscape of education, it is imperative that we, as educators and administrators, take a proactive approach to building intention, connection, and direction in our schools. By ng so, we can create a thriving and purposeful learning environment for all students.



Lead from Where You Are: Building Intention, Connection and Direction in Our Schools by Mark Helprin

★★★★☆ 4.7 out of 5

Language	: English
File size	: 824 KB
Text-to-Speech	: Enabled
Screen Reader	: Supported
Enhanced typesetting	: Enabled
Word Wise	: Enabled
Print length	: 173 pages
Lending	: Enabled
Hardcover	: 112 pages
Item Weight	: 1 pounds
Dimensions	: 8.25 x 11.75 inches



This comprehensive guide will provide you with practical strategies for building intention, connection, and direction in your school. Through engaging storytelling, research-based insights, and actionable steps, this article will empower you to:

- Define and understand the importance of intention, connection, and direction in schools
- Identify the key elements of a school that is driven by intention, connection, and direction
- Develop and implement strategies for building intention, connection, and direction in your school
- Assess the impact of your efforts on student learning and school climate

Defining Intention, Connection, and Direction

Intention

Intention is the purpose or goal that drives our actions. In the context of schools, intention refers to the shared purpose of the school community. It is the reason why the school exists and the guiding force behind all that we do.

A school with a strong sense of intention is one that is focused on student learning. All decisions are made with the best interests of students in mind. The school community is committed to providing a high-quality education for every student.

Connection

Connection refers to the relationships that exist within the school community. These relationships include those between students, teachers, administrators, parents, and the community as a whole.

A school with a strong sense of connection is one where students feel safe, supported, and valued. They have positive relationships with their teachers and peers. The school staff is supportive of one another and works together to create a positive learning environment.

Direction

Direction refers to the path that the school is taking to achieve its goals. This includes the school's vision, mission, and strategic plan.

A school with a strong sense of direction is one that has a clear vision for the future. The school community is committed to working together to achieve this vision. The school has a strategic plan in place that outlines the steps that need to be taken to achieve the school's goals.

The Importance of Intention, Connection, and Direction in Schools

Intention, connection, and direction are essential for creating a thriving and purposeful learning environment. When these elements are present, students are more likely to be engaged in their learning, achieve academic success, and develop positive social-emotional skills.

Research has shown that schools with a strong sense of intention, connection, and direction have higher student achievement, lower dropout rates, and more positive school climates. Students in these schools are also more likely to be civically engaged and have a positive outlook on their future.

Key Elements of a School that is Driven by Intention, Connection, and Direction

There are several key elements that are essential for creating a school that is driven by intention, connection, and direction. These elements include:

- A shared vision for the school
- A strong school culture
- Effective leadership
- Engaged stakeholders
- A focus on student learning
- A commitment to equity and inclusion
- A culture of continuous improvement

Strategies for Building Intention, Connection, and Direction in Your School

There are many different strategies that you can use to build intention, connection, and direction in your school. Some of the most effective strategies include:

- Developing a shared vision for the school
- Creating a positive school culture
- Building strong relationships between students, teachers, and administrators
- Engaging parents and the community in the school
- Focusing on student learning
- Promoting equity and inclusion

- Creating a culture of continuous improvement

Assessing the Impact of Your Efforts

It is important to assess the impact of your efforts to build intention, connection, and direction in your school. This will help you to determine what is working well and what needs to be improved.

There are several different ways to assess the impact of your efforts. Some of the most common methods include:

- Student surveys
- Teacher surveys
- Parent surveys
- School climate surveys
- Data on student achievement
- Data on school attendance
- Data on school discipline

Building intention, connection, and direction in our schools is essential for creating a thriving and purposeful learning environment for all students. By following the strategies outlined in this guide, you can create a school where students are engaged in their learning, achieve academic success, and develop positive social-emotional skills.


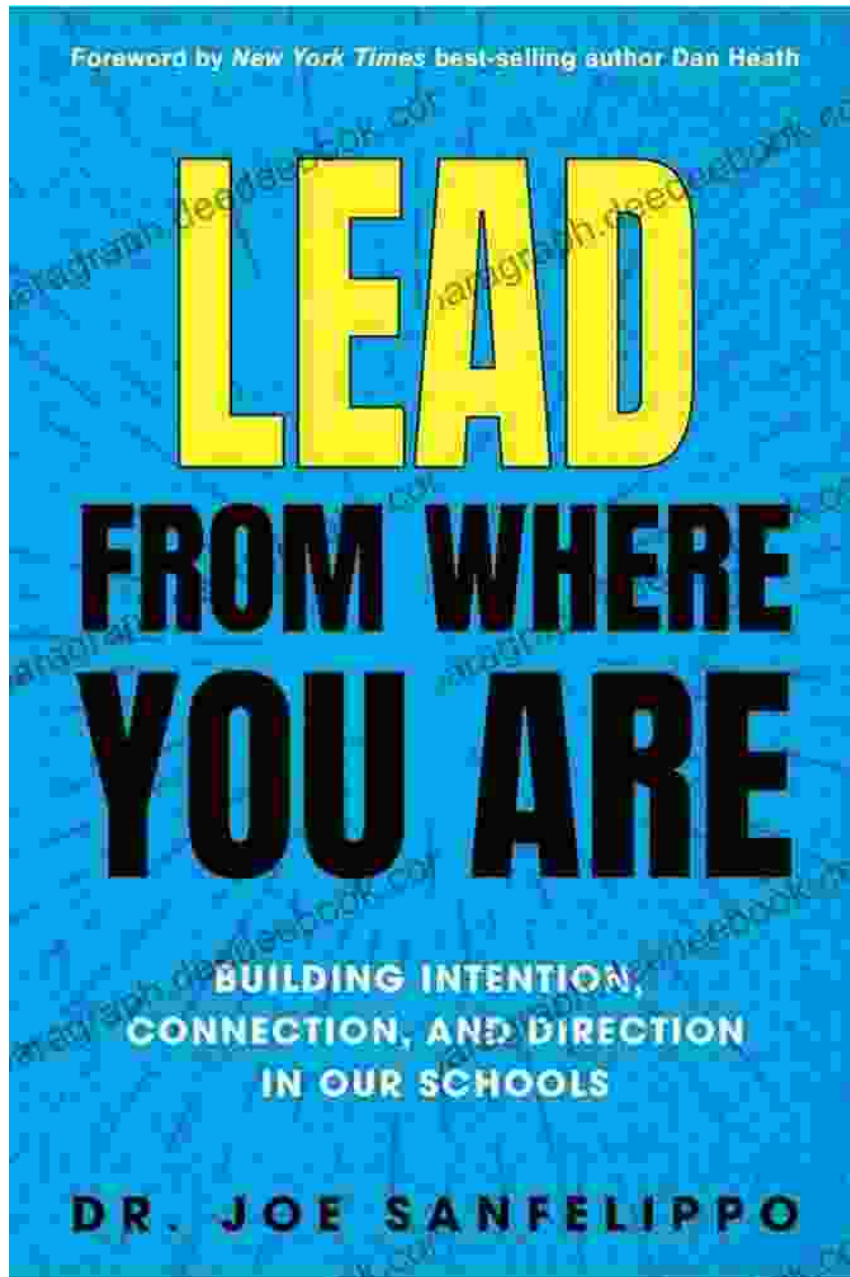
Remember, building intention, connection, and direction is an ongoing process. It takes time and effort, but the rewards are worth it. By working

together, we can create schools that are beacons of hope and opportunity for all students.

Call to Action

I urge you to take the first step today and assess the current state of intention, connection, and direction in your school. Once you have a clear understanding of your school's needs, you can begin developing and implementing strategies to build intention, connection, and direction.

I believe that together, we can create schools where all students can thrive. Let's work together to build a brighter future for our children.



Lead from Where You Are: Building Intention, Connection and Direction in Our Schools by Mark Helprin


★★★★☆ 4.7 out of 5

- Language : English
- File size : 824 KB
- Text-to-Speech : Enabled
- Screen Reader : Supported
- Enhanced typesetting : Enabled
- Word Wise : Enabled

Print length : 173 pages
Lending : Enabled
Hardcover : 112 pages
Item Weight : 1 pounds
Dimensions : 8.25 x 11.75 inches

FREE

DOWNLOAD E-BOOK



The Marriage: An Absolutely Jaw-Dropping Psychological Thriller That Will Leave You on the Edge of Your Seat

In the realm of psychological thrillers, *The Marriage* stands out as a masterpiece of suspense and deception. This gripping novel, crafted by the masterful...



Discover the Enchanting Charm of Budapest and Its Environs: A Comprehensive Travel Guide

Nestled in the heart of Central Europe, Budapest is a vibrant and captivating city that exudes a rich tapestry of history, culture, and charm. From the...