


Guitar Chords Made Easy Left-Handed Edition: A Comprehensive Guide to Embracing Your Strumming Journey

As a left-handed guitarist, embarking on a musical adventure can be both exciting and daunting. The world of guitar chords, which often seems tailor-made for right-handed players, may appear as a formidable obstacle. However, with the right approach and a bit of determination, you can unlock the secrets of guitar chords and elevate your playing to new heights.



Guitar Chords Made Easy Left-Handed Edition: Basic Guitar Chords (Left-Handed Guitar Chords Made Easy Book 1) by Christian J. Triola

★★★★☆ 4.7 out of 5

Language	: English
File size	: 10613 KB
Text-to-Speech	: Enabled
Enhanced typesetting	: Enabled
Word Wise	: Enabled
Lending	: Enabled
Screen Reader	: Supported
Print length	: 119 pages
Hardcover	: 270 pages
Item Weight	: 1.4 pounds
Dimensions	: 6.14 x 0.63 x 9.21 inches



Understanding Guitar Chords for Left-Handed Players

For right-handed guitarists, chord diagrams are flipped horizontally, resembling a mirror image of how they appear on the fretboard. This

mirroring becomes reversed for left-handed players, requiring a unique set of chord diagrams specifically designed for your dominant hand. The following tips will help you decipher these diagrams:

- **Imagine the guitar upside down:** When reading left-handed chord diagrams, visualize the guitar as if it were flipped upside down.
- **Reverse the strings:** The lowest string (E) becomes the top string, and vice versa.
- **Follow the finger numbers:** Each finger is assigned a number, with 1 being the index finger and 4 being the pinky. Place your fingers on the corresponding frets and strings.

Essential Left-Handed Guitar Chords for Beginners

To kickstart your left-handed guitar journey, master these fundamental chords:

C Major

The C major chord is a cornerstone of many popular songs. It consists of the following notes: C (root), E (third), and G (fifth).



G Major

Equally essential, the G major chord is often used as a companion to C major. Its notes include: G (root), B (third), and D (fifth).



D Major

Adding D major to your repertoire opens up even more possibilities. This chord is composed of: D (root), F# (third), and A (fifth).



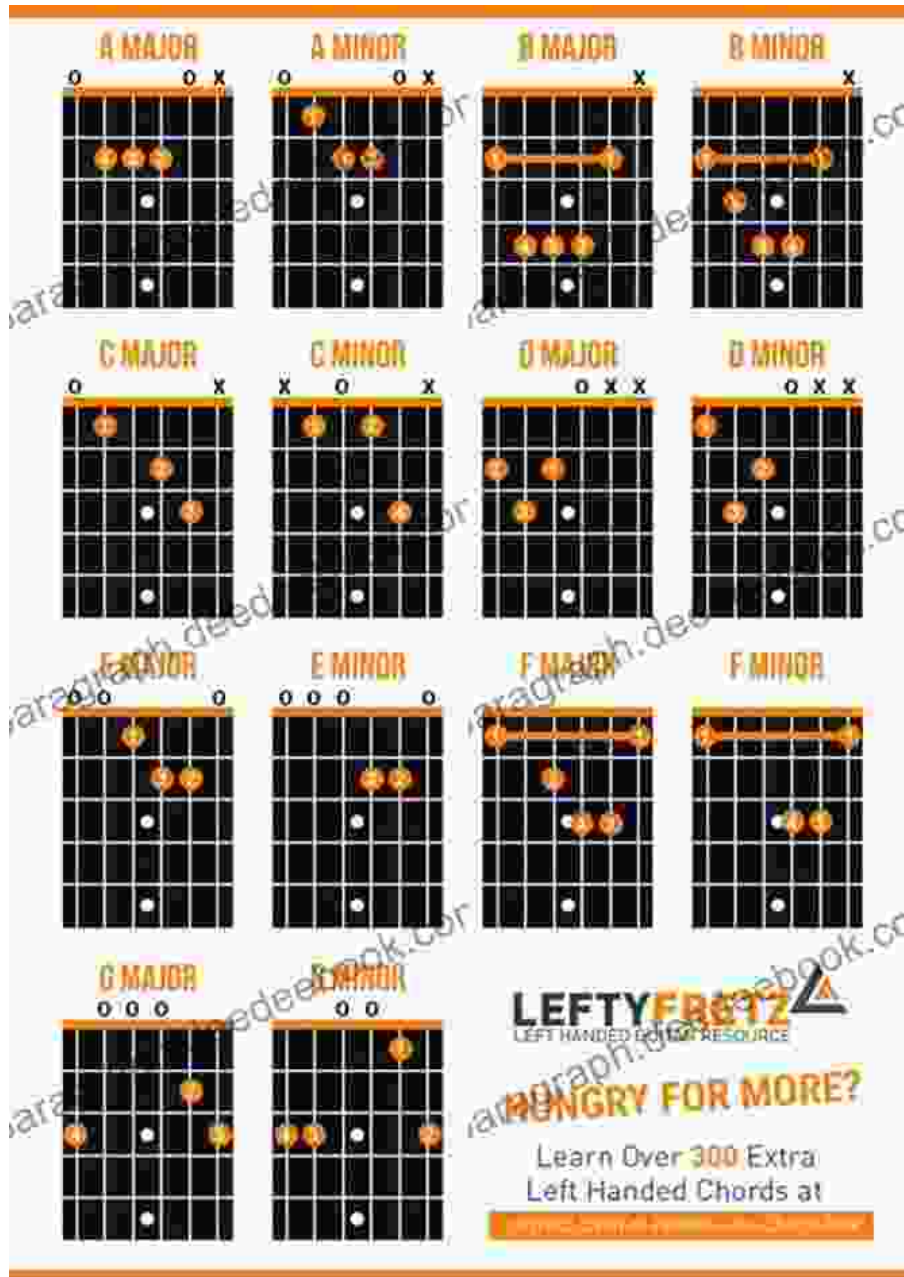
Am Minor

Introducing minor chords adds depth and emotion to your playing. Am minor consists of: A (root), C (minor third), and E (fifth).



Em Minor

Em minor is another versatile minor chord that complements many musical styles. It includes: E (root), G (minor third), and B (fifth).



Practice Techniques for Mastering Guitar Chords

Consistent practice is the key to mastering guitar chords. Here are some effective tips:

- **Slow and steady:** Begin by focusing on one chord at a time, practicing slowly and accurately.

- **Chord transition drills:** Practice switching between chords smoothly to develop finger dexterity and coordination.
- **Use a metronome:** Maintain a steady rhythm while practicing to improve timing.
- **Listen to the sound:** Pay attention to the sound of the chords you're playing to identify any buzzing or incorrect notes.
- **Use guitar tuner:** Regularly tune your guitar to ensure the chords sound their best.


Additional Tips for Left-Handed Guitarists

In addition to the general practice techniques, left-handed guitarists may find these tips helpful:

- **Find a left-handed guitar teacher:** A qualified left-handed guitar instructor can provide personalized guidance and support.
- **Explore left-handed resources:** Utilize books, videos, and online materials specifically designed for left-handed guitarists.
- **Connect with other left-handed guitarists:** Join online forums and communities to share experiences, learn from others, and find encouragement.
- **Embrace your uniqueness:** Playing guitar left-handed is not a disadvantage; it's an opportunity to develop a unique and expressive playing style.

Learning guitar chords as a left-handed player is an achievable and rewarding endeavor. With the right approach, consistent practice, and a

positive mindset, you can master the guitar and express yourself through music. Remember to start with essential chords, focus on accuracy and timing, and seek support when needed. Most importantly, enjoy the journey and let the music flow through your fingertips.




Guitar Chords Made Easy Left-Handed Edition: Basic Guitar Chords (Left-Handed Guitar Chords Made Easy Book 1) by Christian J. Triola

★★★★☆ 4.7 out of 5

Language	: English
File size	: 10613 KB
Text-to-Speech	: Enabled
Enhanced typesetting	: Enabled
Word Wise	: Enabled
Lending	: Enabled
Screen Reader	: Supported
Print length	: 119 pages
Hardcover	: 270 pages
Item Weight	: 1.4 pounds
Dimensions	: 6.14 x 0.63 x 9.21 inches

FREE

DOWNLOAD E-BOOK



The Marriage: An Absolutely Jaw-Dropping Psychological Thriller That Will Leave You on the Edge of Your Seat

In the realm of psychological thrillers, *The Marriage* stands out as a masterpiece of suspense and deception. This gripping novel, crafted by the masterful...



Discover the Enchanting Charm of Budapest and Its Environs: A Comprehensive Travel Guide

Nestled in the heart of Central Europe, Budapest is a vibrant and captivating city that exudes a rich tapestry of history, culture, and charm. From the...