


Master Beyond Basic Chords: The Left Handed Guitar Chord Master Guide

As a left-handed guitarist, you have a unique perspective on the fretboard. This can be a great advantage when it comes to playing chords, as you can often find more comfortable and efficient fingerings.



Left-Handed Guitar Chord Master 2 Beyond Basic Chords : Master Intermediate and Capoeed Chords

by Christian J. Triola

★★★★☆ 4.4 out of 5

Language : English

File size : 4600 KB

Print length : 188 pages

Lending : Enabled

Screen Reader : Supported



In this guide, we'll explore some of the most essential advanced chords for left-handed guitarists. We'll also discuss some of the techniques and embellishments you can use to add interest and variety to your playing.

Advanced Chords for Left-Handed Guitarists

The following chords are all great choices for left-handed guitarists who want to expand their repertoire.

Suspended Chords

Suspended chords are a great way to add tension and movement to your music. They're created by replacing the third of a major or minor chord with a second or fourth.

Here are some examples of suspended chords:

- Asus2
- Asus4
- Dsus2
- Dsus4

Add9 Chords

Add9 chords are another great way to add interest to your playing. They're created by adding a ninth to a major or minor chord.

Here are some examples of add9 chords:

- Cadd9
- Gadd9
- Dadd9
- Eadd9

Dominant 7th Chords

Dominant 7th chords are an essential part of any guitarist's toolbox. They're created by adding a seventh to a major or minor chord.

Here are some examples of dominant 7th chords:

- C7
- G7
- D7
- E7

Chord Techniques and Embellishments

In addition to learning new chords, there are also a number of techniques and embellishments you can use to add interest and variety to your playing.

Hammer-Ons and Pull-Offs

Hammer-ons and pull-offs are two of the most basic guitar techniques. They involve using your picking hand to hit a string and then using your fretting hand to stop the string from ringing. This creates a smooth and legato sound.

Slide

Slides are another great way to add interest to your playing. They involve moving your fretting hand up or down the neck of the guitar while a string is ringing.

Vibrato

Vibrato is a technique that involves slightly bending a string back and forth while it's ringing. This creates a wavering sound that can add a lot of emotion to your playing.

Chord Progressions


One of the most important things to master as a guitarist is chord progressions. Chord progressions are simply a series of chords that are played in a specific order.

There are countless different chord progressions that you can use. Some of the most common progressions include:

- I - IV - V
- I - vi - IV - V
- I - IV - V - IV
- I - V - vi - IV

Mastering advanced chords and techniques can take your left-handed guitar playing to the next level. With a little practice, you'll be able to play a wide variety of chords and create beautiful and expressive music.

So what are you waiting for? Start practicing today!



Left-Handed Guitar Chord Master 2 Beyond Basic Chords : Master Intermediate and Capoeed Chords

by Christian J. Triola

★★★★☆ 4.4 out of 5

Language : English


File size : 4600 KB

Print length : 188 pages

Lending : Enabled

Screen Reader : Supported





The Marriage: An Absolutely Jaw-Dropping Psychological Thriller That Will Leave You on the Edge of Your Seat

In the realm of psychological thrillers, *The Marriage* stands out as a masterpiece of suspense and deception. This gripping novel, crafted by the masterful...



Discover the Enchanting Charm of Budapest and Its Environs: A Comprehensive Travel Guide

Nestled in the heart of Central Europe, Budapest is a vibrant and captivating city that exudes a rich tapestry of history, culture, and charm. From the...