


Mastering the Art of Opening New Windows: A Comprehensive Guide

In the realm of web development, opening new windows can be an essential tool for enhancing user experience and website functionality. From displaying additional information to managing multiple tasks, the ability to create and control new windows is a valuable skill for any web developer.

This comprehensive guide will delve into the intricacies of opening new windows in web applications. We will cover the various methods, best practices, and troubleshooting techniques to help you master this essential aspect of web development.

There are three primary methods for opening new windows in web applications:



Open a New Window: The Broadway Musical in the 1960s (The History of the Broadway Musical, 5)

by Ethan Mordden

★★★★☆ 4.2 out of 5

Language : English

File size : 661 KB

Text-to-Speech : Enabled

Enhanced typesetting : Enabled

Word Wise : Enabled

Print length : 385 pages

Screen Reader : Supported

Hardcover : 262 pages

Lexile measure : 1020L

Item Weight : 15.8 ounces

Dimensions : 6 x 0.81 x 9 inches



The `window.open()` method is the most commonly used approach. It allows you to specify the URL of the new window, its dimensions, and various options such as whether the window should be modal, have a title bar, or contain a toolbar.

Syntax:

```
window.open(URL, windowName, windowFeatures)
```

Example:

```
window.open("https://example.com", "_blank", "width=400, height=300");
```

The `window.location.assign()` method can also be used to open a new window. However, unlike `window.open()`, it replaces the current window with the new one, effectively redirecting the user to a different page.

Syntax:

```
window.location.assign(URL)
```

Example:

```
window.location.assign("https://example.com");
```

The `target` attribute can be used in the HTML anchor element (`<a>`) to specify where a link should open when clicked. The value of the `target` attribute can

be "_blank" to open the link in a new window or "_self" to open it in the current window.

Syntax:

Open in new window

To ensure a positive user experience, it is important to follow certain best practices when opening new windows:

- **Use sparingly:** Don't overuse new windows as they can disrupt the user's flow and cause confusion.
- **Set appropriate dimensions:** Make sure the new window is an appropriate size for its content.
- **Provide a meaningful title:** The title of the new window should be descriptive and give users an idea of its purpose.
- **Consider modal windows:** In some cases, using modal windows can be more appropriate than opening a new window. Modal windows prevent users from interacting with the main page until the modal window is closed.
- **Test across browsers:** Ensure that your code for opening new windows works consistently across different browsers.

Opening new windows in web applications can sometimes encounter issues. Here are a few common problems and their solutions:


- **Popup blockers:** Some browsers have built-in popup blockers that can prevent new windows from opening. Make sure to configure the

browser to allow popups from your website.

- **Cross-origin restrictions:** If the new window attempts to access resources from a different origin than the parent window, you may encounter cross-origin restrictions. You can resolve this by using CORS or by modifying the security settings of the browser.
- **Unable to open a new window:** Check the console for any errors that may be preventing the new window from opening. Common issues include incorrect syntax or missing parameters.

Opening new windows in web applications is a powerful technique that can enhance user experience and website functionality. By understanding the different methods, best practices, and troubleshooting techniques, you can effectively use new windows to create more engaging and user-friendly web applications.

Remember to use new windows sparingly, set appropriate dimensions, provide meaningful titles, consider modal windows when appropriate, and test across browsers. By following these guidelines, you can master the art of opening new windows and unlock the full potential of this essential web development tool.



Open a New Window: The Broadway Musical in the 1960s (The History of the Broadway Musical, 5)

by Ethan Mordden

★★★★☆ 4.2 out of 5

Language : English

File size : 661 KB

Text-to-Speech : Enabled

Enhanced typesetting : Enabled


Word Wise : Enabled

Print length : 385 pages

Screen Reader : Supported
Hardcover : 262 pages
Lexile measure : 1020L
Item Weight : 15.8 ounces
Dimensions : 6 x 0.81 x 9 inches

FREE

DOWNLOAD E-BOOK



The Marriage: An Absolutely Jaw-Dropping Psychological Thriller That Will Leave You on the Edge of Your Seat

In the realm of psychological thrillers, *The Marriage* stands out as a masterpiece of suspense and deception. This gripping novel, crafted by the masterful...



Discover the Enchanting Charm of Budapest and Its Environs: A Comprehensive Travel Guide

Nestled in the heart of Central Europe, Budapest is a vibrant and captivating city that exudes a rich tapestry of history, culture, and charm. From the...