


Paracord Critters: Animal-Shaped Knots That Tie the Knots of Fun

In this article, we'll show you how to make a variety of different paracord critters, from simple animals like dogs and cats to more complex creatures like dragons and unicorns. We'll also provide you with a few tips and tricks to help you get started.

So grab your paracord and let's get started!

To make paracord critters, you'll need the following materials:



Paracord Critters: Animal Shaped Knots & Ties

by J.D. Lenzen

★★★★☆ 4.6 out of 5

Language : English

File size : 99345 KB

Text-to-Speech : Enabled

Screen Reader : Supported

Enhanced typesetting : Enabled

Print length : 104 pages

Lending : Enabled



- Paracord
- Scissors
- Lighter
- Measuring tape or ruler

- Beads (optional)
- Embroidery floss (optional)

To make a paracord critter, follow these general steps:

1. Cut a length of paracord to the desired length.
2. Tie a simple knot at one end of the paracord.
3. Start wrapping the paracord around the knot, creating a series of loops.
4. Continue wrapping the paracord until you have created the desired shape.
5. Tie another simple knot at the end of the paracord.
6. Trim any excess paracord.

You can use the basic instructions above to make a variety of different paracord critters. Here are a few examples:

- **Dog:** To make a dog, start with a length of paracord that is about 24 inches long. Tie a simple knot at one end of the paracord, and then start wrapping the paracord around the knot, creating a series of loops. Continue wrapping the paracord until you have created the shape of a dog's head. Tie another simple knot at the end of the paracord, and then trim any excess paracord. You can add beads to the dog's collar or eyes.
- **Cat:** To make a cat, start with a length of paracord that is about 18 inches long. Tie a simple knot at one end of the paracord, and then

start wrapping the paracord around the knot, creating a series of loops. Continue wrapping the paracord until you have created the shape of a cat's head. Tie another simple knot at the end of the paracord, and then trim any excess paracord. You can add beads to the cat's collar or eyes.


- **Dragon:** To make a dragon, start with a length of paracord that is about 36 inches long. Tie a simple knot at one end of the paracord, and then start wrapping the paracord around the knot, creating a series of loops. Continue wrapping the paracord until you have created the shape of a dragon's head. Tie another simple knot at the end of the paracord, and then trim any excess paracord. You can add beads to the dragon's eyes or wings.
- **Unicorn:** To make a unicorn, start with a length of paracord that is about 24 inches long. Tie a simple knot at one end of the paracord, and then start wrapping the paracord around the knot, creating a series of loops. Continue wrapping the paracord until you have created the shape of a unicorn's head. Tie another simple knot at the end of the paracord, and then trim any excess paracord. You can add beads to the unicorn's horn or eyes.

Here are a few tips and tricks to help you make the most of your paracord critters:

- Use different colors of paracord to create different effects.
- Add beads to your critters to give them a more personalized look.
- Use embroidery floss to add details to your critters, such as eyes, noses, and mouths.

- Experiment with different knots to create different shapes and textures.
- Don't be afraid to make mistakes. Paracord critters are a fun and forgiving craft, so don't worry if you don't get it right the first time.

Paracord critters are a great way to express your creativity and have some fun. With a little practice, you can create a variety of different critters, from simple animals to more complex creatures. So get started today and see what you can create!




Paracord Critters: Animal Shaped Knots & Ties

by J.D. Lenzen

★★★★☆ 4.6 out of 5

Language : English
 File size : 99345 KB
 Text-to-Speech : Enabled
 Screen Reader : Supported
 Enhanced typesetting : Enabled
 Print length : 104 pages
 Lending : Enabled



The Marriage: An Absolutely Jaw-Dropping Psychological Thriller That Will Leave You on the Edge of Your Seat

In the realm of psychological thrillers, The Marriage stands out as a masterpiece of suspense and deception. This gripping novel, crafted by the masterful...



Discover the Enchanting Charm of Budapest and Its Environs: A Comprehensive Travel Guide

Nestled in the heart of Central Europe, Budapest is a vibrant and captivating city that exudes a rich tapestry of history, culture, and charm. From the...