


Step-by-Step Exercises to Learn Basic Guitar Chords in a Patterned Approach

Embark on a musical journey as you delve into the world of guitar chords. This guide will provide you with a structured and systematic approach to mastering basic guitar chords. Through a series of step-by-step exercises, you will develop the finger dexterity and musical understanding necessary to unlock the fretboard.



Left-Handed Guitar Chord Master 1 Basic Chords: Step-by-Step Exercises to Learn to Play Basic Guitar Chords, Patterns, & Progressions by Christian J. Triola

★★★★☆ 4.4 out of 5

Language : English
File size : 10634 KB
Print length : 13 pages
Lending : Enabled
Screen Reader : Supported
Paperback : 43 pages
Item Weight : 6.1 ounces
Dimensions : 8.27 x 0.11 x 11.69 inches



Step 1: Getting Started

Before diving into the exercises, let's ensure you have the necessary tools and knowledge:

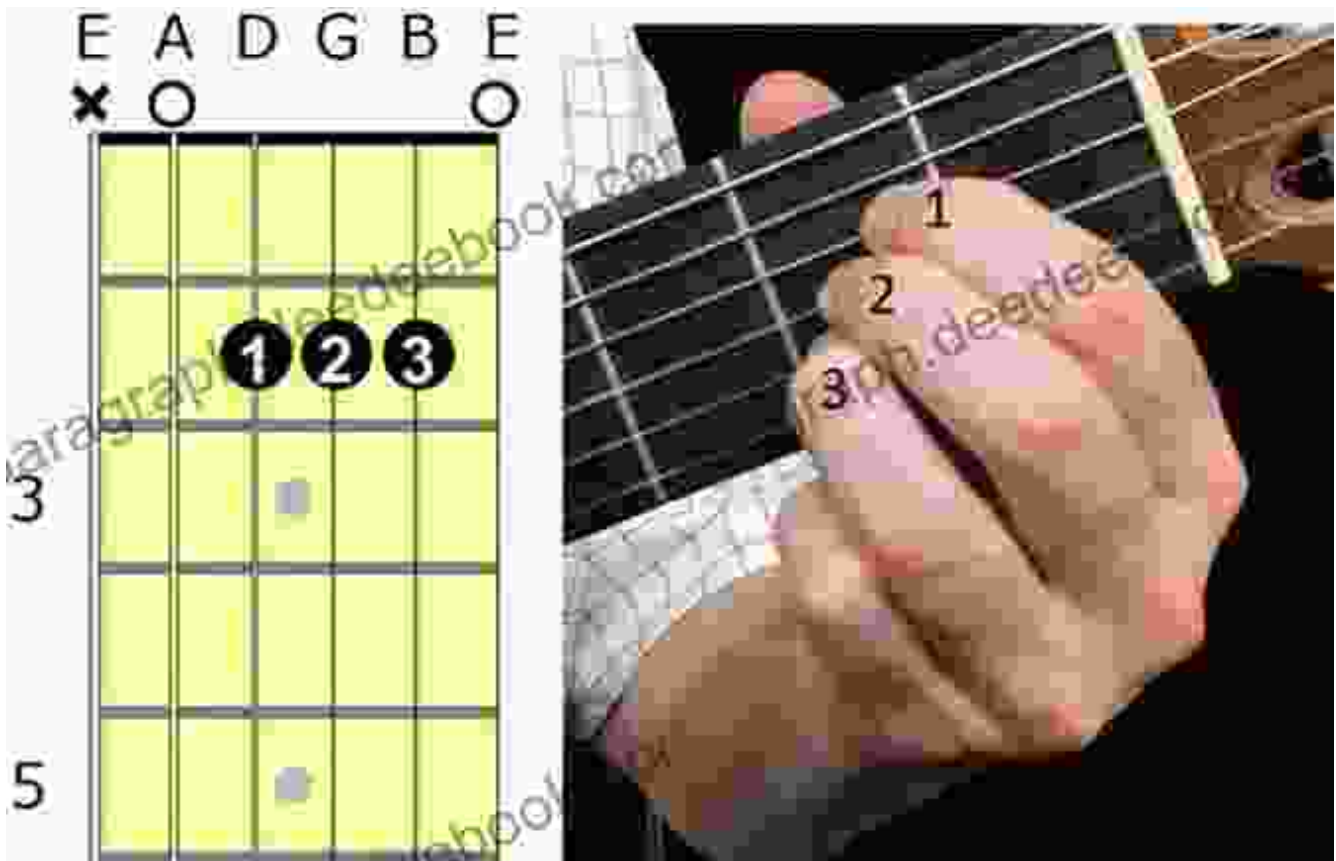
1. **Guitar:** Acquire an acoustic or electric guitar that suits your needs and comfort level.

2. **Tuner:** Use a tuner to ensure your guitar is in tune before each practice session.
3. **Chair:** Sit comfortably on a chair with good posture.
4. **Metronome:** Practice with a metronome to improve timing and rhythm.
5. **Guitar Chord Chart:** Refer to a chord chart for the fingerings of the chords.

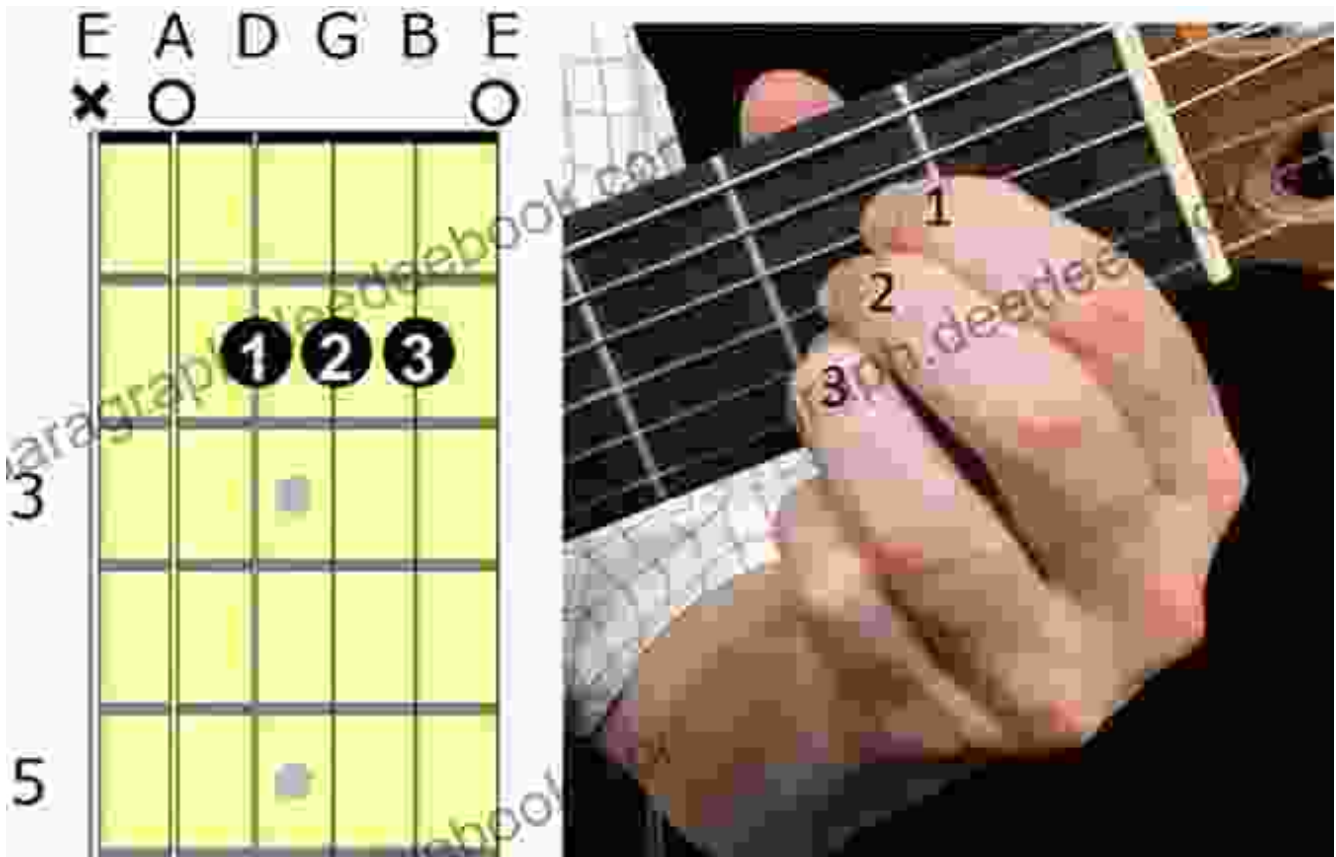
Step 2: Open Chords

Begin your journey with open chords, which are played without barring any frets.

C Major Chord

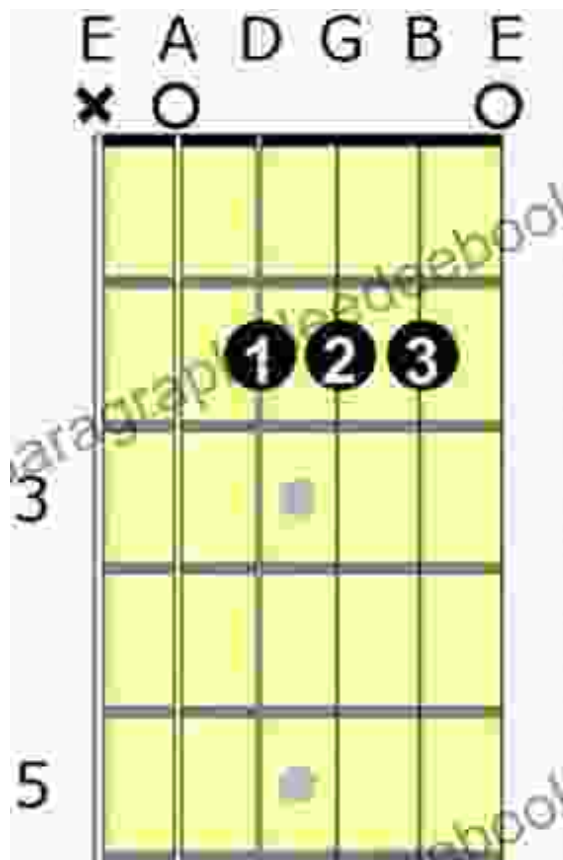


G Major Chord

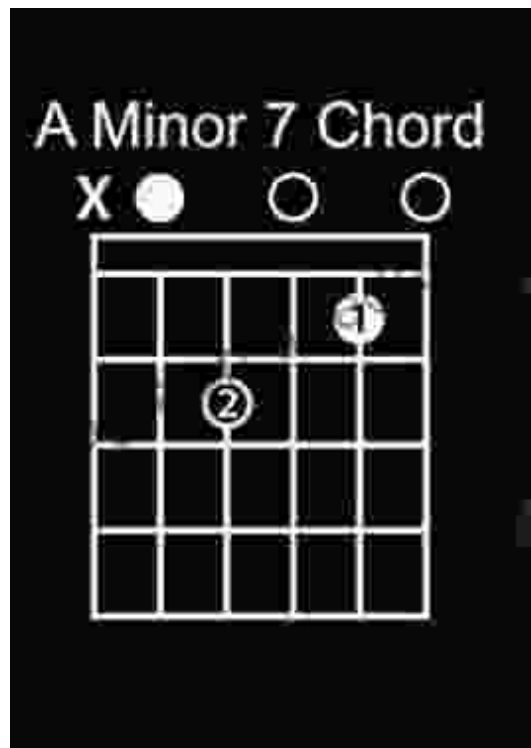


Position your index finger on the 2nd fret of the 6th string, middle finger on the 3rd fret of the 5th string, and ring finger on the 3rd fret of the 1st string.

D Major Chord




A Minor Chord



Place your index finger on the 1st fret of the 5th string, middle finger on the 2nd fret of the 4th string, and ring finger on the 2nd fret of the 2nd string.

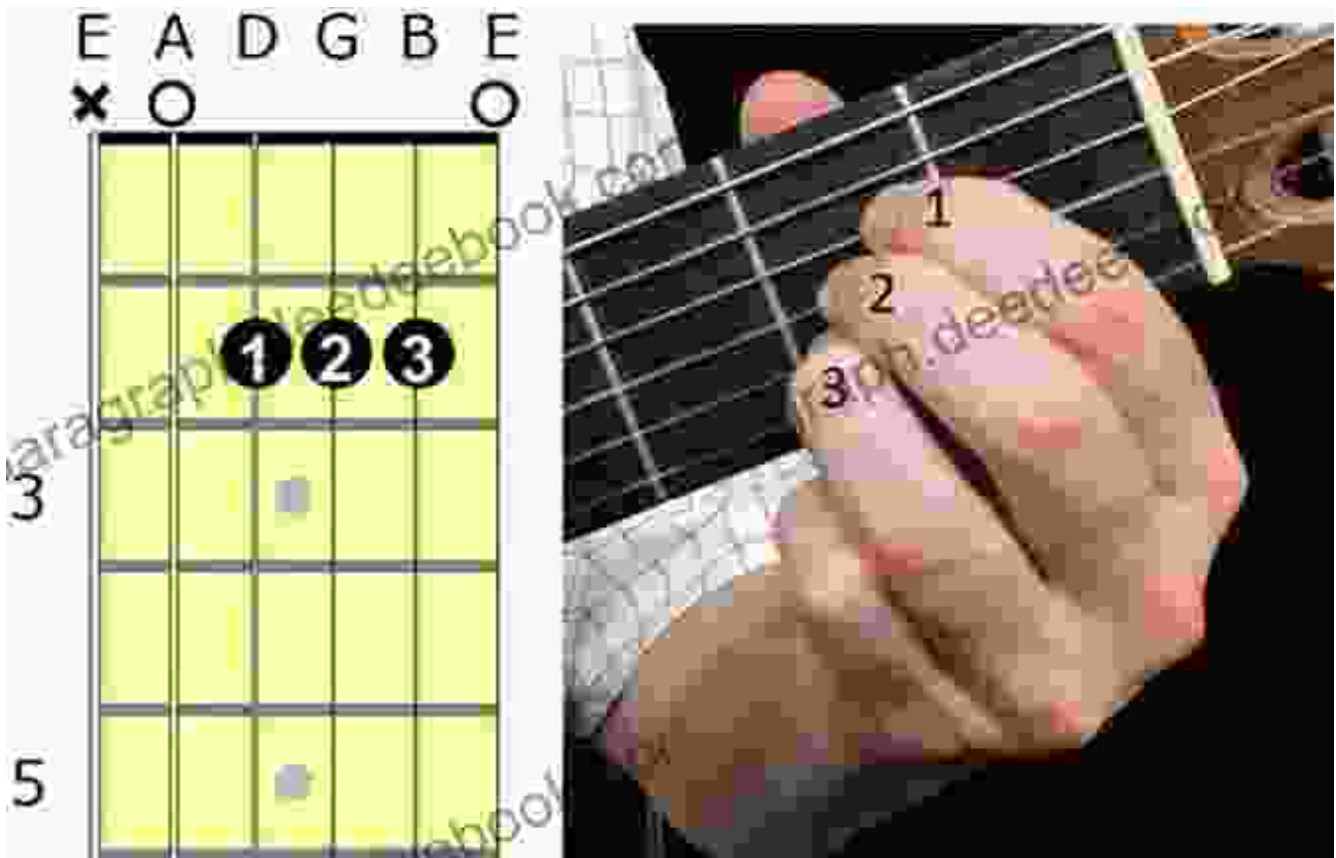
E Minor Chord



Step 3: Barre Chords

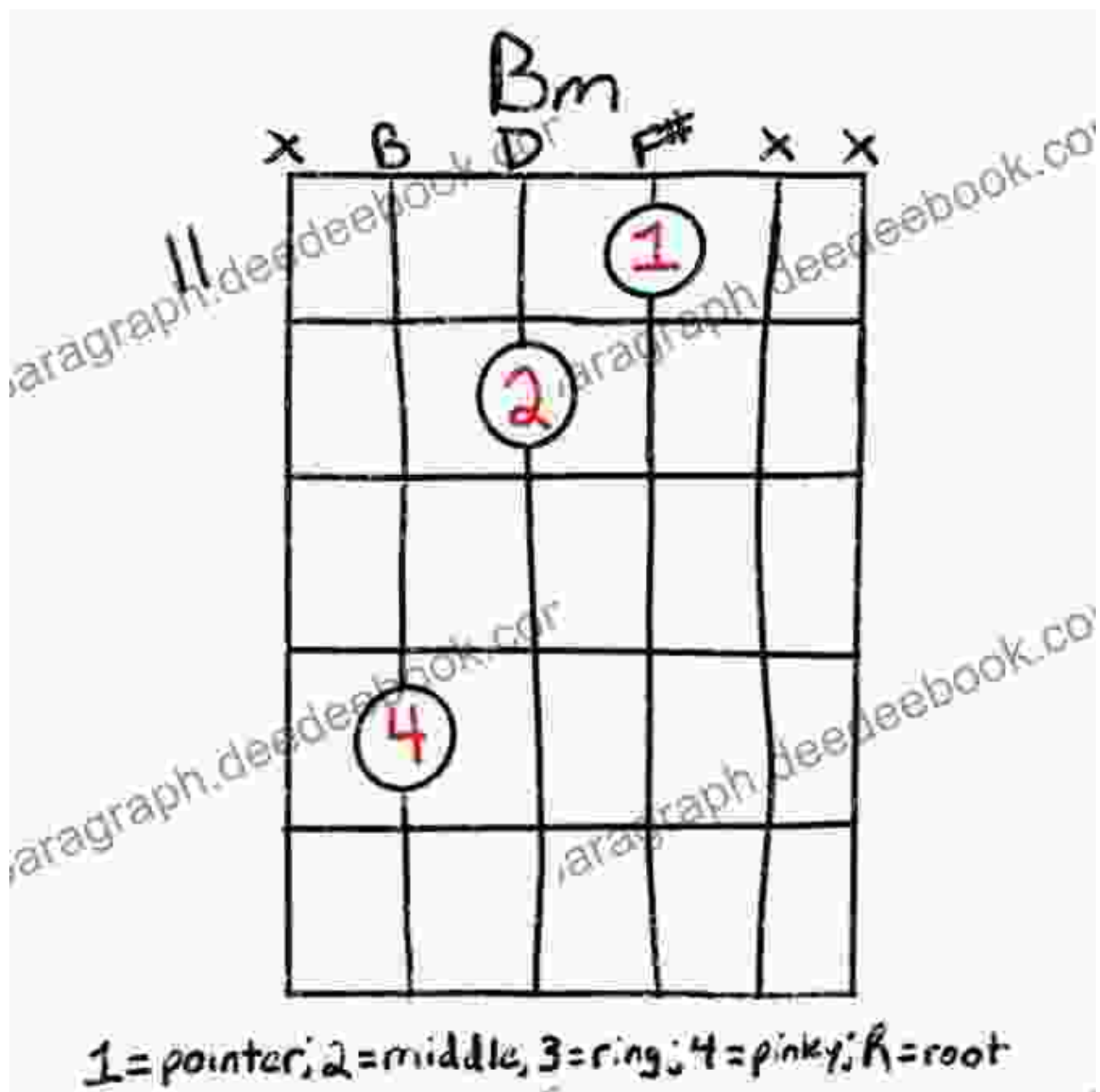
Barre chords involve barring one or more strings with your index finger to create different chords.

F Major Chord



Barre the 1st fret with your index finger and position your ring finger on the 3rd fret of the 3rd string, middle finger on the 2nd fret of the 2nd string, and pinky on the 3rd fret of the 1st string.

Bm Major Chord



Step 4: Fingerpicking Exercises

Fingerpicking adds a rhythmic and melodic element to your guitar playing.

Travis Picking Pattern

- Downstroke with thumb on bass strings (E, A, D)
- Downstroke with index finger on treble strings (G, B, e)

- Upstroke with thumb on bass strings
- Repeat

Arpeggio Patterns

Arpeggios involve playing the notes of a chord one at a time.

- C Major Arpeggio: C - E - G
- G Major Arpeggio: G - B - D
- D Major Arpeggio: D - F# - A

Step 5: Chord Progressions

Combine chords to create chord progressions that form the basis of many songs.

C - Am - F - G

This common chord progression is used in countless popular songs such as "Wild World" by Cat Stevens and "Hallelujah" by Leonard Cohen.


G - Cadd9 - Dsus4 - Em

This progression provides a more complex and harmonic sound, often used in jazz and folk music.

Congratulations on embarking on the journey of mastering basic guitar chords! Remember, practice and patience are key. Gradually increase the complexity of the exercises and don't be afraid to experiment with different chord combinations. As your skills progress, you will unlock the vast world

of guitar music and find endless joy and fulfillment in your musical expression.

Continue exploring new chords, techniques, and songs to expand your musical knowledge and artistry. The world of guitar playing is waiting for you to create beautiful melodies and harmonies—enjoy the ride!




Left-Handed Guitar Chord Master 1 Basic Chords: Step-by-Step Exercises to Learn to Play Basic Guitar Chords, Patterns, & Progressions

by Christian J. Triola

★★★★☆ 4.4 out of 5

Language : English
File size : 10634 KB
Print length : 13 pages
Lending : Enabled
Screen Reader : Supported
Paperback : 43 pages
Item Weight : 6.1 ounces
Dimensions : 8.27 x 0.11 x 11.69 inches



The Marriage: An Absolutely Jaw-Dropping Psychological Thriller That Will Leave You on the Edge of Your Seat

In the realm of psychological thrillers, *The Marriage* stands out as a masterpiece of suspense and deception. This gripping novel, crafted by the masterful...



Discover the Enchanting Charm of Budapest and Its Environs: A Comprehensive Travel Guide

Nestled in the heart of Central Europe, Budapest is a vibrant and captivating city that exudes a rich tapestry of history, culture, and charm. From the...